

**FORFEITURE INFORMATION**  
**PREPARED FOR BQA/PROVIDER/ADVOCACY MEETING**  
**05/11/2006**

	<b>1/1/06 – 5/8/2006</b>	<b>2005</b>	<b>2004</b>	<b>2003</b>
<b>Total Number of Class A Violations Assessed Forfeitures</b>	16	25	11	21
<b>Total Number of Class B Violations Assessed Forfeitures</b>	165	232	310	289
<b>Total Number of Class C Violations Assessed Forfeitures</b>	5	15	25	37
<b>Total Amount Assessed Class A Violations</b>	\$390,175	\$612,130	\$232,050	\$325,480
<b>Total Amount Assessed Class B Violations</b>	\$1,769,191	\$2,142,133	\$2,411,519	\$2,349,591
<b>Total Amount Assessed Class C Violations</b>	\$7,345	\$44,699	\$31,070	\$44,703
<b>Forfeiture Ranges – Single Citation</b>	\$0 - \$228,400	\$0 - \$125,500	\$0 - \$172,850	\$0 - \$98,798
<b># of Forfeitures for Single Citation at \$20,000 or Above</b>	30	3	19	27
<b>Number of Individual Forfeitures Tripled</b>	19	29	33	30
<b># Over \$50,000</b>	4	7	6	6
<b>Over \$50,000 Result of Tripling</b>	2	3	4	3
<b>Number of Invoices Issued</b>	128	180	244	274
<b>Range of Invoices</b>	\$0 - \$339,020	\$0 - \$235,400	\$0 - \$338,570	\$0 - \$142,607
<b>Number of Invoices Issued Over \$50,000</b>	11	9	7	6

Source: Wisconsin Bureau of Quality Assurance

<b>Year and # of Total Forfeitures</b>	<b>Number of Forfeitures Paying with 35% Reduction</b>	<b>Number of Forfeitures Where a Stipulated Agreement Has Been Reached</b>	<b>Number of Holdovers**</b>	<b># Paying Forfeiture Without Reduction</b>	<b>Number of Forfeitures Assessed at \$0</b>
<b>2006 186</b>	127	13		7	11
<b>2005 272</b>	178	34		15	5
<b>2004 346</b>	218	49	4	35	16
<b>2003 347</b>	223	26	2	53	20

- Class Violations are not eligible for 35% reduction
- Facility paid late (however, we usually gave them a generous grace period if they asked)

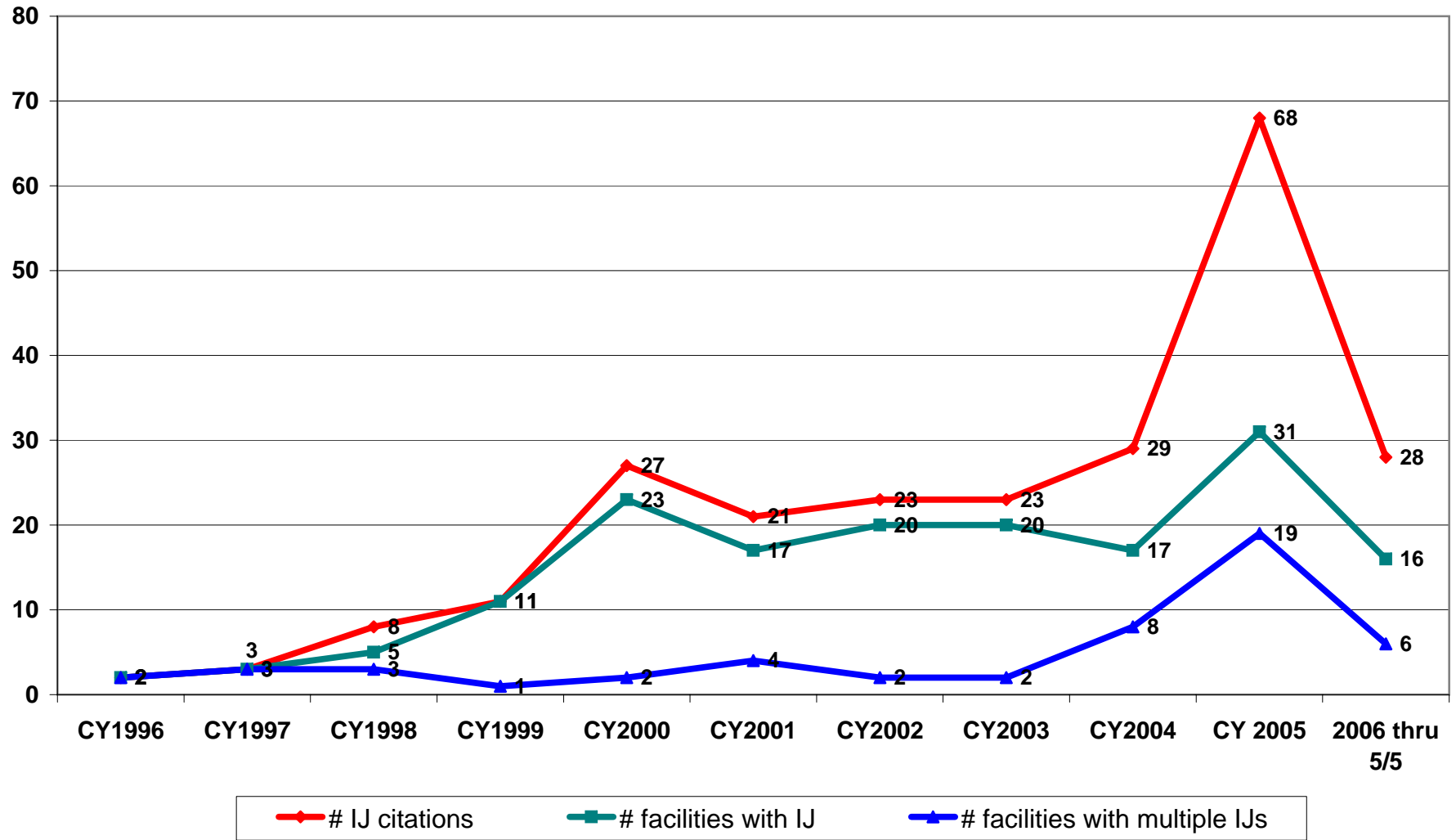
\*\* Holdovers may also be part of a stipulated agreement. In our data system, they show as a stipulated agreement rather than a holdover. As of May 8 2006, there are currently 13 facilities with outstanding holdovers, encompassing multiple citations.

Disparity between disposition of forfeitures and total number of forfeitures assessed may include, but it not limited to, appeals still outstanding, uncollectible due to bankruptcy, etc.

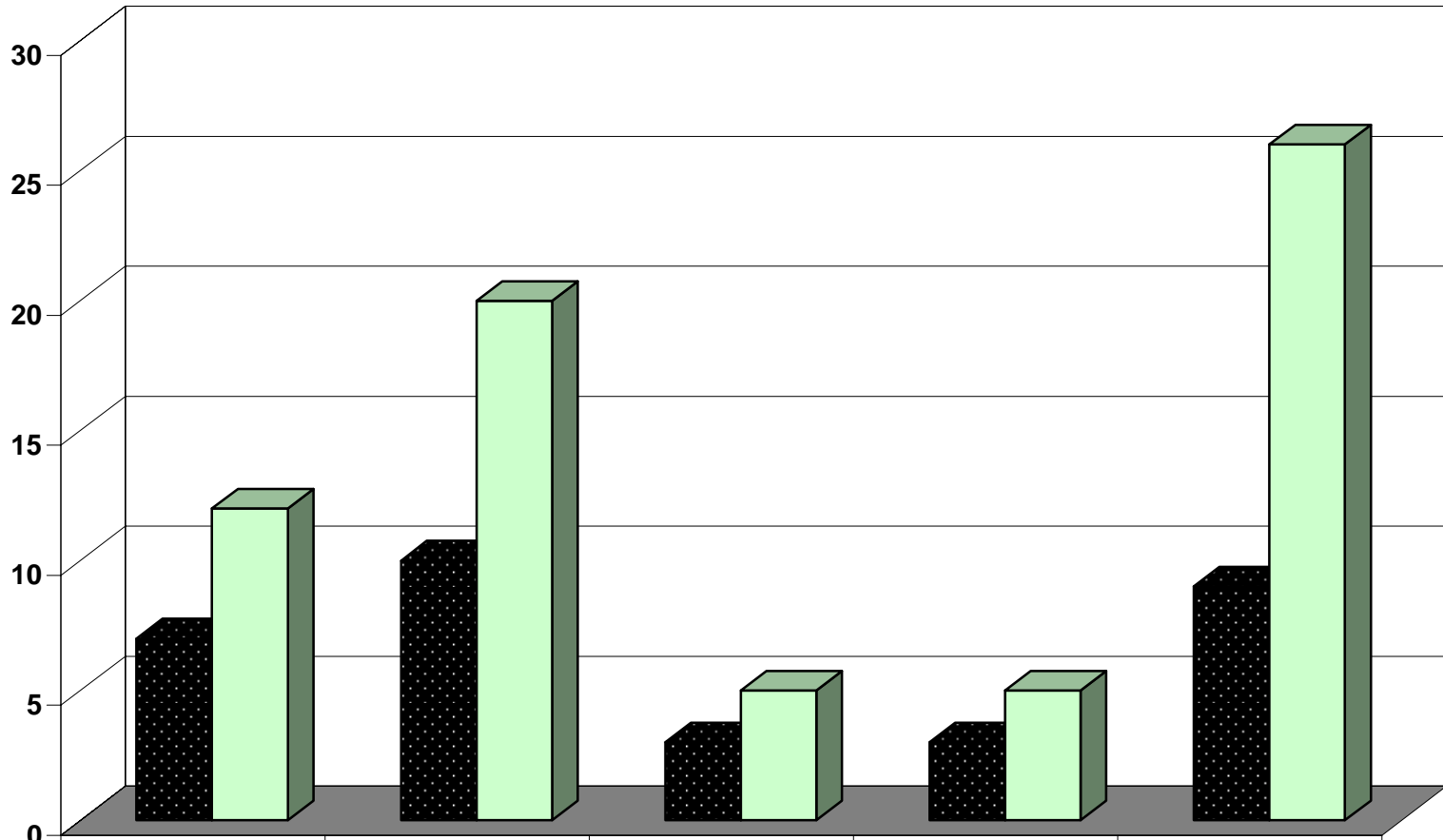
*Source: Wisconsin Bureau of Quality Assurance*

# Immediate Jeopardy Citations 1996 - 5/10/06

(Post IDR or hearing)

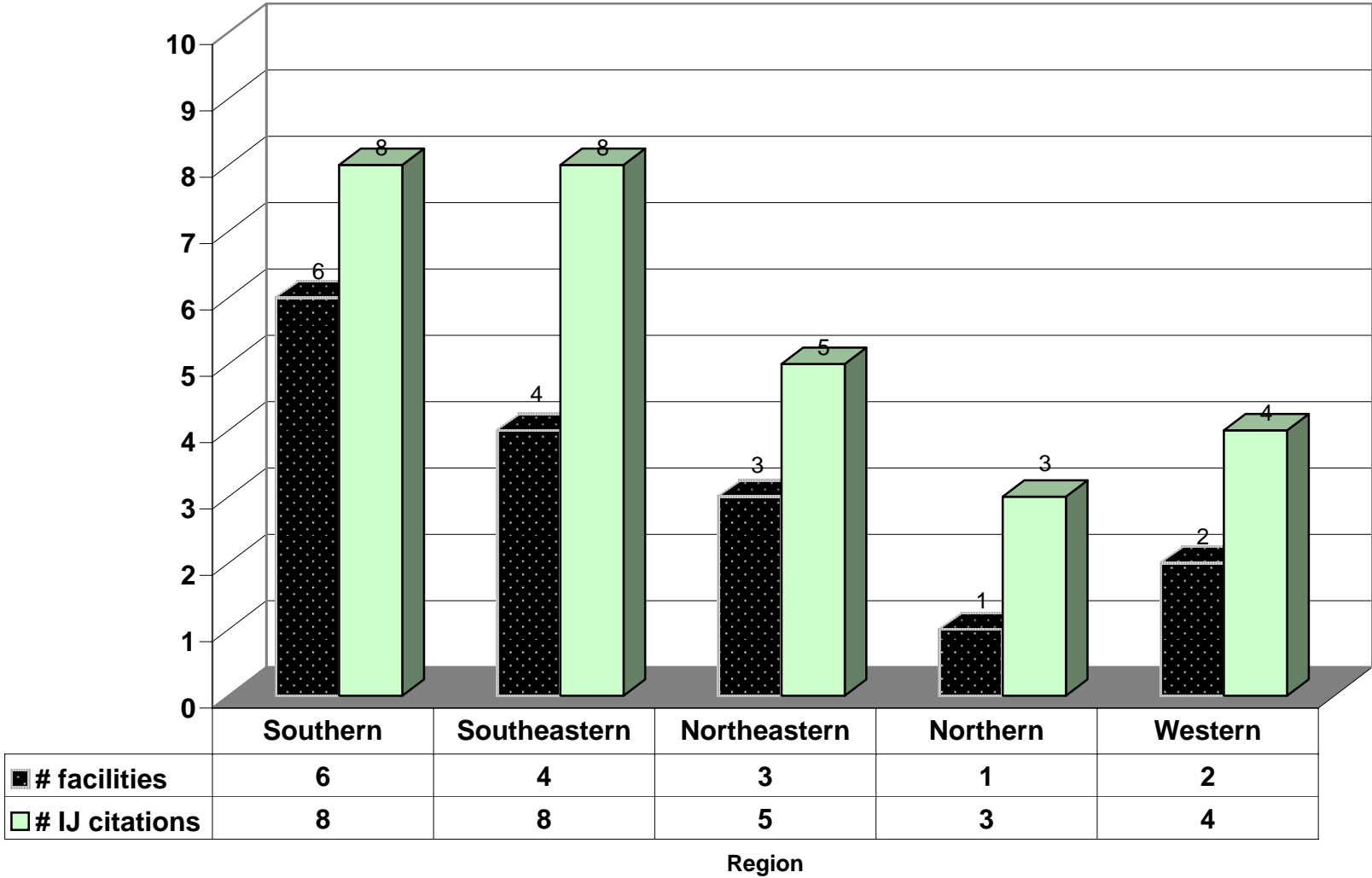


# Immediate Jeopardy by Region 2005



	Southern	Southeastern	Northeastern	Northern	Western
■ # facilities	7	10	3	3	9
■ # IJ citations	12	20	5	5	26

# Immediate Jeopardy by Regional Office thru 5/10/06



## Federal Tags Cited at the Level of Immediate Jeopardy 2005 thru 5/10/06

